



LAXMINARAYAN TEMPLE



UPPER LAKE



SANCHI

BEST HOTELS FOR STAY IN BHOPAL

Hotel Noor-Us-Sabah | Hotel Jehan Numa | Hotel Courtyard by Marriott | Hotel Taj Lakefront

PLACES TO SEE IN AND AROUND BHOPAL

Upper Lake | Laxminarayan Temple and Museum | Regional Museum of Natural History | Taj-ul-Masajid
Bharat Bhawan | Van Vihar – the safari park | Indira Gandhi Rashtriya Manav Sangrahalaya
World-Famous Buddhist Stupas of Sanchi | Bhimbetka's Pre-Historic Caves | Bhojpur Temple

4 MCI Credit Hours by MPMC

RESERVE YOUR SEATS

Registration Fees ₹ 1000

Workshop Fees ₹ 500 Additional

SCAN TO PAY



REGISTER NOW & BE A PART OF THIS MEGA EVENT.

For any queries: Dr. Vimarsh Kumar Gupta Mob.: 8878878847, 9343411017
Dr. Aniket Gupta Mob.: 7049650773

LEARN FROM THE EXPERTS. REGISTER NOW TO BE A PART OF THIS MEGA EVENT.
Organised by: Indian Radiological & Imaging Association, MP State and Bhopal City Chapter



Chirayu Medical College & Hospital

NATIONAL CME ON MSK & JOINT IMAGING

13th - 14th May, 2023



VENUE: CHIRAYU MEDICAL COLLEGE AUDITORIUM

Department of Radio Diagnosis, Bhopal-Indore Highway, Near Bairagarh, Bhopal (M.P.) 462030



PROGRAM HIGHLIGHTS

Basic to Advances in Joint Imaging

USG & MRI Anatomy

Panel Discussion

Hands-on Workshops

USG Guided Joint Interventions



INTRODUCTORY NOTE

We are delighted to announce the forthcoming **National CME on MSK & Joint Imaging**, which will take place at Chirayu Medical College & Hospital in Bhopal. This conference promises to be a significant event, featuring a distinguished panel of national and international experts.

The Indian Radiological and Imaging Association, MP State and Bhopal City Chapter understand the importance of staying abreast of the latest trends and technologies in our field and are always at the forefront of these advancements. This conference provides an excellent opportunity to do just that, offering the latest insights into joint imaging and interventional procedures.

As MSK interventions become increasingly popular due to their minimally invasive nature, it includes various joint injections and treatment of tendon, ligament, and muscle injuries. This conference will expand the field of ultrasound to our members in the diagnostic and interventional management of musculoskeletal disorders and injuries.

The event will feature keynote addresses, interactive sessions, and hands-on training with experts in their respective fields. Attendees will also have access to the latest innovations in imaging technology and interventions.

We are confident that this workshop-cum-conference will be an extraordinary event that will enhance your knowledge and skill set in the field of Joint Imaging, USG & MRI Anatomy, and facilitate a knowledgeable panel discussion. This is also a great opportunity to network with colleagues from across the country and exchange ideas, experiences, and best practices.

We are excited to welcome you to the National CME on MSK & Joint Imaging in Bhopal and look forward to seeing you there.








SUPPORTED BY:

SAMSUNG |  GE HealthCare | **FUJIFILM** | **mindray**

 **PHANTOM HEALTHCARE** |  **Accurate** | **PHILIPS** |  **MEDIKA BAZAAR** | **UNITED IMAGING** 








NATIONAL FACULTY

<p>Dr. P K Srivastava Pioneer in MSK Ultrasound</p>		<p>Dr. Mahesh Prakash Professor, PGIMER, Chandigarh</p>	
	<p>Dr. Raghav Aggrawal Sir Gangaram Hospital, New Delhi</p>		<p>Dr. Aditya Daftary Innovision Imaging, Mumbai</p>
<p>Dr. Nafisa Shakir Batta Sports Injury Consultant, Safdarjung Hospital, New Delhi</p>		<p>Dr. Neha Nischal Holy Family Hospital, New Delhi</p>	
	<p>Dr. Vishva Chauhan AIIMS, Rajkot</p>		<p>Dr. Ankur Patel AIIMS, Bhopal</p>
<p>Dr. Swapnil Sheth Associate consultant, Sir Gangaram hospital, Delhi</p>			

CHIRAYU MEDICAL COLLEGE & HOSPITAL OFFICE BEARERS

<p>Dr. M M Bende Dean, CMCH</p>		<p>Dr. Ulka Shrivatava M. S. CMCH</p>	
	<p>Dr. Nitin Khantal Professor & HOD Radio Diagnosis</p>		


INDIAN RADIOLOGICAL & IMAGING ASSOCIATION STATE OFFICE

<p>Dr. Shweta Nagar President</p>		<p>Dr. Rajesh Malik President, Elect 2023 Academic Dean, AIIMS, Bhopal</p>	
	<p>Dr. Pankaj Yadav Immediate Past President</p>		<p>Dr. Chandra Prakash Honourable Secretary, IRIA MP STATE</p>
<p>Dr. Devashish Mishra Treasurer</p>		<p>Dr. Manish Bhagat Vice President, IRIA MP STATE</p>	

**INDIAN RADIOLOGICAL & IMAGING
ASSOCIATION, BHOPAL CITY OFFICE**



SCIENTIFIC COMMITTEE



**WE INVITE ABSTRACTS
FOR PAPER AND POSTER
PRESENTATION DURING
NATIONAL CME ON
MSK & JOINT IMAGING**

Submit your paper and presentation to
bhopalmskconference@gmail.com
before **9th May 2023**

**RESERVE
YOUR SEATS**

Registration
Fees **₹1000**

Workshop Fees
₹500 Additional

REGISTER NOW & BE A PART OF THIS MEGA EVENT.

SCAN TO PAY



NATIONAL CME ON MSK IMAGING & WORKSHOP

13th-14th MAY (SAT-SUN), BHOPAL

SCIENTIFIC PROGRAM (13th May 2023)

9.00 AM – 9.30 AM - BREAKFAST & REGISTRATION

SESSION - 1 SHOULDER JOINT IMAGING

- 09.30 AM - 09:50 AM MRI technique and anatomy of shoulder - Dr. Mahesh Prakash
- 09:50 AM - 10.10 AM Anatomy and US Techniques - Dr. P. K. Shrivastava
- Chairperson: Dr. Lovely Kaushal, Dr. Shailesh Lunawat, Dr. Deepak Nandkarni**
- 10.10 AM - 10:40 AM Live USG demonstration - Dr. Neha Nischal
- 10:40 AM - 11:20 AM MRI of common pathologies in Shoulder Joint - Dr. Aditya Daftary
- Chairperson: Dr. Rakesh Mishra, Dr. Rajiv Mehrotra, Dr. Sanjeev Gaur**
- 11:20 AM - 12:00 PM Hands on ultrasound - All Faculty

SESSION - 2 ELBOW JOINT IMAGING

- 12.10 PM - 12.50 PM MRI anatomy and common pathologies in elbow - Dr. Aditya Daftary
- 12:50 PM - 01:15 PM Inauguration
- Chairperson: Dr. O. P. Tiwari, Dr. Garjesh Rai, Dr. Deepak J. Shah**
- 01:15 PM - 2:00 PM Lunch**

SESSION - 3 WRIST JOINT IMAGING

- 02.00 PM - 02.20 PM MRI technique and anatomy of wrist - Dr. Nafisa Batta
- 02.20 PM - 03.00 PM MRI of common pathologies in wrist - Dr. Mahesh Prakash
- Chairperson: Dr. Manish Bhagat, Dr. Vivek Gupta, Dr. Sanjay Gupta**
- 03.00 PM - 03.20 PM Anatomy and US Technique - Dr. Neha Nischal
- 03.20 PM - 03.40 PM Live USG demonstration - Dr. Raghav Aggrawal
- Chairperson: Dr. Rajesh Malik, Dr. Santosh Raikwar, Dr. Narendra Kumar**
- 03.40 PM - 04.20 PM Hands on ultrasound - All Faculty
- 04.20 PM - 04.30 PM Tea**
- 04.30 PM - 05.00 PM MSK quiz by Dr. Swapnil Seth**

Followed by Dinner at Hotel Jehan Numa Bhopal at 8:30 pm.

SCIENTIFIC PROGRAM

SCIENTIFIC PROGRAM (14th May 2023)

8.00 AM - 9.00 AM - BREAKFAST & PAPER PRESENTATION

SESSION - 1 USG OF SMALL PARTS AND MSK INTERVENTIONS

- 09.00 AM - 09.40 AM Lumps and bumps in MSK - Dr. P. K. Shrivastava
- 09.40 AM - 10.10 AM USG of Nerves – Dr. P. K. Shrivastava
- 10.10 AM - 10.40 AM Ultrasound guided MSK interventions – Dr. Raghav Aggrawal
- Chairperson: Dr. Rajesh Gupta, Dr. Aman Gupta, Dr. Vibhash Gupta, Dr. Manoj Nagar**

SESSION - 2 HIP JOINT IMAGING

- 10.40 AM - 11.00 AM MRI of impingements around the Hip Joint - Dr. Nafisa Batta
- Chairperson: Dr. Alka Agrawal, Dr. Prem Tripathi, Dr. Manish Gupta, Dr. Preksha Dwivedi**

SESSION - 3 KNEE JOINT IMAGING

- 11.00 AM - 11:20 AM MRI technique and anatomy of knee - Dr. Vishwa Vekaria
- 11.20 AM - 12.00 PM MRI in knee joint trauma - Dr. Nafisa Batta
- Chairperson: Dr. Megha Jain, Dr. R. K. Sodani, Dr. Akshay Nahar, Dr. Mukul Gupta**
- 12.00 PM - 12.20 PM Anatomy and US Techniques - Dr. Vishwa Vekaria
- 12.20 PM - 12.40 PM Live USG demonstration - Dr. Mahesh Prakash
- Chairperson: Dr. Jyoti Valecha, Dr. Rajesh Mehra, Dr. Ashish Gohiya, Dr. Dheeraj Pathak**
- 12.40 PM - 01.20 PM Hands on ultrasound
- 01.30 PM - 02.00 PM Lunch**

SESSION - 4 ANKLE JOINT IMAGING

- 02.00 PM - 02.40 PM MRI anatomy and common pathologies in ankle - Dr. Mahesh Prakash
- 02.40 PM - 03.00 PM Anatomy and US Technique - Dr. Ankur Patel
- 03.00 PM - 03.30 PM Live USG demonstration - Dr. Raghav Agrawal
- Chairperson: Dr. Supriya Maheshwari, Dr. Rajesh Chawla, Dr. Ashish Bharadwaj**
- 03.30 PM - 04.15 PM Hands on ultrasound
- 04.15 PM - 4.30 PM Tea**
- 04.30 PM Vote of thanks and end of CME